



# Education Brochure

Featuring **almost 270 hours** of education, including cutting-edge clinical content developed specifically for Vision Expo

Presented by co-owners



West 2025

# From the Education Planning Committee Chair


To stay relevant, it is important to be malleable, willing to change, take chances, and create new trends. Artists who invent entertainment for the time with their ingenuity, creativeness and boldness; chefs who are willing to color outside the lines, to reinvent delicacies or find new ways to represent the old; architects taking chances with designs that expand the imagination and create looks beautiful as they are functional, are all revered and celebrated. There is only one place that captures the fresh and yet historical feel so important for a vibrant destination; housing all of these ‘trends,’ and that is, Las Vegas.

Whether you visited this desert oasis recently or haven’t been in a while, the city is always able to provide something new and yet classic. We all like comfort and yet we also want excitement and novelty. There is a reason that Vision Expo West has settled on the strip of Las Vegas every September. The meeting feeds off the energy that is only experienced in this one-of-a-kind oasis. In fact, when I think of all the optometrists making their way to Las Vegas to share and gain clinical acumen, I am reminded of the rose of Jericho.

The rose of Jericho is not just a plant, it is symbolic of nature’s desire to survive in the most extreme conditions. The eye is another example of nature’s unusual designs and evidence of resilience to extreme environments. Think of the stress placed on the eye, the ocular surface, the neural connections needed to provide movement, clarity of sight and maintain homeostasis. The “resurrection plant” as the rose of Jericho is called, lays dormant, almost dead, and yet with the presence of trehalose this plant only needs water to be revived, renewed and to flourish. When optometry converges on the dry, hot city of Las Vegas, in September for Vision Expo, it is like the rain that washes over the rose of Jericho. Seeing all of our colleagues, meeting new ones, walking the expansive and ever-changing exhibit hall, is like fresh rain. This meeting makes and gives flowers to you and your patients. And this year is no different than any other.

The education committee has spent time curating a meeting that provides you the opportunity to further advance your clinical skills; through the workshops, interactive lectures and most of all the camaraderie that can only be experienced by the shared experience in Las Vegas. As in years past, we are committed to finding what is new and relevant in our profession and helping to start new trends. Be prepared to start your morning and end your day with a capacious amount of learning and interaction that truly makes Vision Expo West shine.


I look forward to seeing you rain down on Las Vegas, with me and the rest of the education committee. Together, we will create a bouquet highlighted by the lights of the city.




**Marc Bloomenstein, OD, FAAO**  
Education Planning Committee Chairman

## Education Planning Committee


Meet the members who have been actively involved in the development of this year’s education meeting.




**Marc Bloomenstein**  
OD, FAAO  
EPC Chairman  
Scottsdale, AZ




**Shalu Pal**  
OD, FAAO, FSLs, FBCLA, FIAOMC  
Toronto, Canada



**Mark Dunbar**  
OD, FAAO  
Miami, FL




**Jessilin Quint**  
OD, MBA, MS, FAAO  
Oakland, ME




**Steven Ferrucci**  
OD, FAAO  
North Hills, CA

## OPTICON Advisory Board


Meet the members who have been actively involved in the development of this year’s education meeting.




**Phernell Walker**  
MBA, ABOM, NCLEC  
OptiCon Advisory Board Co-Chair  
Pure Optics, LLC




**Tina Palumbo**  
ABO-NCLE  
Public Board Member  
Foerster & Hayes LTD




**Lanard C. Atkins**  
LDO, ABOC, NCLEC  
OptiCon Advisory Board Co-Chair  
Owner, Timeless EYIdentity



**Carri L. Russell Rivera**  
FCLSA, NCLEM, ABOC  
Global Director of Sales,  
Bausch + Lomb, Specialty Vision  
Products



**Bob Alexander**  
ABOM, NCLEM  
Director, Member Education,  
United Opticians Association



**Michael Vitale**  
ABOM  
Vice President, Membership,  
Government Relations & Technical  
Affairs, The Vision Council

### 2025 VISION EXPO ENDORSERS



AMERICAN BOARD  
OF OPTICIANRY



United Opticians  
ASSOCIATION  
Representing Contact Lens and Specialty Opticians since 1905



NATIONAL CONTACT  
LENS EXAMINERS

Official Institutional Sponsor: **NECO** | New England College of Optometry

# Education Pricing

We're thrilled to offer pricing which makes Vision Education most affordable!

## DOCTORS

UNLIMITED EDUCATION	SINGLE DAY <small>WEDNESDAY, THURSDAY, FRIDAY OR SATURDAY</small>	FREE EDUCATION
<b>Standard:</b> <del>\$599</del> <b>\$499</b> Register on or before 7/18/2025	<b>Standard:</b> <del>\$250</del> <b>\$200</b> Register on or before 7/18/2025	Please see below for course details.

## OPTICON / ALLIED HEALTH

opticians, contact lens fitters, allied ophthalmic professionals, optical assistants and office managers, frame buyers and lab technicians

OPTICON @ VISION EXPO UNLIMITED EDUCATION	SINGLE DAY <small>WEDNESDAY, THURSDAY, FRIDAY OR SATURDAY</small>	FREE EDUCATION
<b>UOA Member Standard:</b> <del>\$349</del> <b>\$299</b> <b>NON UOA Member:</b> <del>\$409</del> <b>\$359</b> Register on or before 7/18/2025	<b>Standard:</b> <del>\$250</del> <b>\$200</b> Register on or before 7/18/2025	Please see below for course details.

## OTHER PROFESSIONALS

professionals working in corporate management, or service providers

UNLIMITED EDUCATION	SINGLE DAY <small>WEDNESDAY, THURSDAY, FRIDAY OR SATURDAY</small>	FREE EDUCATION
<b>Early Bird:</b> <del>\$539</del> <b>\$499</b> Register on or before 7/18/2025	<b>Standard:</b> <del>\$250</del> <b>\$200</b> Register on or before 7/18/2025	Please see below for course details.

## TOTAL OFFICE PACKAGE

Save BIG on education by booking a group! Register four or more conferees for Unlimited Education and save 20% off the current education rate for Doctors and Other Professionals!\*

4+ CONFEREES
<b>20% OFF*</b>

\* Total Office Package 20% discount does not apply to OptiCon Education Packages.

WORKSHOPS* \$200 each	FREE EDUCATION*
<b>20C8:</b> IPL Workshop <b>20C9:</b> OCT Workshop <b>33L1:</b> Specialty Contact Lens Workshop <b>30C8:</b> Injections and Minor Procedures Workshop  *Unlimited Education, Single Day, and Free Education Packages do not include Workshops.	<b>Contact Lens Innovation Symposium:</b> 10L1, 10L2, 10L3, 10L4, 10L5 <b>New Technology Showcase:</b> 10C1, 10C2 (10C1 workshop limited to first 100 registrants) <b>Vision Series</b> (Optometrists Only) <b>Summits</b> (Optometrists Only): 20C7, 30C6 <b>Refractive Program:</b> 43C2, 45C2  *Advance Registration is required for free courses. First come, first serve.

ALL EDUCATION REGISTRATIONS INCLUDE THE FOLLOWING:

- ADMISSION TO EXHIBITS (\$150 VALUE)
- ADMISSION TO EDUCATION ATTENDEE LOUNGES

# Quick Guide to Registering for CE

The Vision Team has created this guide to help make sure you can easily register for the appropriate courses to earn credits that you need for your license renewal.

The Conference Brochure includes the course schedule for each day of the CE program, the course schedule begins on page 10.

Each course includes a listing of the pending accreditations being offered for the course. For example, 10L1 Keynote - CLs Beyond Vision Correction has been submitted to COPE, Florida Optometry, NCLE, Florida Opticianry, and the New York State Opticians for CE Credit.

		COPE, FL-OPTOMETRY, NCLE, FL-OPTICIANRY, NY STATE OPTICIAN-CONTACT LENS-INTERMEDIATE
8:00AM -9:00AM	Keynote - CLs Beyond Vision Correction Barnett	10L1 - FREE COPE, FL-OPTOMETRY, NCLE, FL-OPTICIANRY, NY STATE OPTICIAN-CONTACT LENS-INTERMEDIATE

There is also an Accreditation Legend at the bottom of the schedule on Day 1. The Accreditation Legend can help you verify that you have selected the courses that are appropriate for your license renewal.

Accreditation Legend:
ABO – General Knowledge/Ophthalmic Level 1/Ophthalmic Level 2/Ophthalmic Level 3; AOA – AOA Paraoptometric Commission; COPE – COPE/COPE – TQ; Florida State Board of Opticianry - FL Opticianry/FL Opticianry – Technical/FL Opticianry - Contact Lens; Florida State Board of Optometry – FL Optometry/FL Optometry – TQ; NCLE – General Knowledge/Ophthalmic Level 1/Ophthalmic Level 2/Ophthalmic Level 3; New York State Optician – Dispensing/Contact Lens - Basic/Intermediate/Advanced; Orals, TPA (Therapeutic)

We are continuously submitting all of our courses to the various National Accreditation Agencies and State Boards. The list of Approved and Pending courses for each accreditation agency and state board are listed on the Vision West website – Education - Policies page (VEW25.COM/POLICIES). We update the lists on a weekly basis, up until the show begins.

We hope that this quick guide will help you with the selection of the courses that you need to attend for your license renewal. Please remember to also check with your State Board to make sure you have registered for the appropriate courses that you need to satisfy your State's license requirements.

If you need to make changes to your course registration or have any questions, our Client Services team can be reached via phone at (800) 811-7151 | (203) 840-5610 or via email at inquiry@visionexpo.com

We look forward to seeing you at the show!

# Clinical Highlights

<div><div>GLAUCOMA</div><div><div>11C1</div><div>Glaucoma Gauntlet – Managing Cases from Diagnosis to Treatment</div></div><div><div>12C1</div><div>The MIGS Minute in 2025</div></div><div><div>13C1</div><div>Visual Fields – A Virtual Reality</div></div><div><div>23C4</div><div>Roadmap to Medical Management of Glaucoma</div></div><div><div>25C3</div><div>Case Files In Glaucoma</div></div><div><div>31C1</div><div>Objective and Subjective: The Fast and Furious of Visual Field Innovation</div></div><div><div>33C4</div><div>Glaucoma Update</div></div><div><div>35C2</div><div>Ask the Experts – Glaucoma</div></div><div><div>35C6</div><div>Solving the Glaucoma Puzzle – The Role of Modern Diagnostic Tools</div></div></div>	<div><div>ANTERIOR SEGMENT</div><div><div>27C3</div><div>Differentiating Keratitis</div></div><div><div>30C5</div><div>IPL Workshop</div></div><div><div>31C2</div><div>The Insensitivity of NK: Diagnosis and Management</div></div><div><div>33C1</div><div>Cry Me a River</div></div><div><div>33C6</div><div>In Office Lid Management Today, Tomorrow, And in the Future</div></div><div><div>41C2</div><div>The OTC Allergy Equation: Timing, Treatment, and Tailored Care</div></div></div> <div><div>IMAGING TECHNOLOGY</div><div><div>10C1</div><div>NEW TECHNOLOGY SHOWCASE: Speed Dating with New Technology: Get To Know Your Equipment Before You Take It Home</div></div><div><div>10C2</div><div>NEW TECHNOLOGY SHOWCASE: West Coast Case Challenge</div></div><div><div>23C1</div><div>OCT and OCTA Real World Case Studies</div></div><div><div>30C7</div><div>OCT Workshop</div></div><div><div>37C1</div><div>Advances in Anterior Segment OCT Applications</div></div></div>	<div><div>GENERAL OPTOMETRY</div><div><div>12C2</div><div>Houston, We Have A Problem: Straight Forward Solution To Low Vision Problems</div></div><div><div>12C3</div><div>Eyes on Efficiency: Using AI to Improve Patient Outcomes and Practice Efficiencies</div></div><div><div>13C2</div><div>Tools of the Trade: What's in Your Low Vision Armamentarium?</div></div><div><div>23C2</div><div>Top 15 Diagnoses You Should Never Miss</div></div><div><div>23C5</div><div>Makeup and Ocular Surface</div></div><div><div>25C4</div><div>Ocular Urgencies or Emergencies</div></div><div><div>25C5</div><div>Beauty in Focus: Elevating Eyecare Through Ocular Aesthetics</div></div><div><div>27C1</div><div>Caring For Your Patient With Cancer</div></div><div><div>27C2</div><div>Ophthalmic Clinical Consideration of GLP-1's</div></div><div><div>33C5</div><div>911: What's Your Ocular Emergency?</div></div><div><div>35C3</div><div>Putting the OD in AI</div></div><div><div>37C3</div><div>Top 5 Most Common Ocular Manifestations from Systemic Conditions</div></div><div><div>41C1</div><div>The Ophthalmic Sequela of Sleep Disorders</div></div><div><div>43C1</div><div>Ocular Emergencies and Urgencies</div></div></div>	<div><div>CONTACT LENS</div><div><div>10L1</div><div>CONTACT LENS INNOVATION SYMPOSIUM - Keynote - CLs Beyond Vision Correction</div></div><div><div>10L2</div><div>CONTACT LENS INNOVATION SYMPOSIUM - Promotional Breakfast Symposium</div></div><div><div>10L3</div><div>CONTACT LENS INNOVATION SYMPOSIUM - Dealing with Disruptors</div></div><div><div>10L4</div><div>CONTACT LENS INNOVATION SYMPOSIUM - Promotional Lunch Symposium</div></div><div><div>10L5</div><div>CONTACT LENS INNOVATION SYMPOSIUM - CL Tech and AI Uses</div></div><div><div>23L1</div><div>Managing Neurotrophic Keratitis Treatment with Contact Lenses</div></div><div><div>24L1</div><div>Improving CL Wear with Ocular Aesthetics</div></div><div><div>25L1</div><div>Marketing Your Contact Lens Practice</div></div><div><div>26L1</div><div>Hybrid CL's</div></div><div><div>33L1</div><div>Specialty CL Workshop</div></div><div><div>35L1</div><div>Troubleshooting Scleral Lenses</div></div><div><div>36L1</div><div>Billing, Coding &amp; Staff in a Specialty CL Practice</div></div><div><div>41L1</div><div>Practical Management of the Most Common Corneal Conditions</div></div><div><div>43L1</div><div>Advanced Optics - When Patients are 20/20 and Still Unhappy</div></div><div><div>44L1</div><div>Back to Basics with the “OG” Corneal GP</div></div><div><div>45L1</div><div>Dry Eyes &amp; Myopia Management - When Kids Win and Lose</div></div><div><div>46L1</div><div>Contemporary &amp; Modern OrthoK Fitting</div></div></div> <div><div>OPTOMETRIC/SURGICAL PROCEDURES</div><div><div>20C6</div><div>Injections Workshop</div></div></div>	<div><div>POSTERIOR SEGMENT/RETINA</div><div><div>23C6</div><div>Hot Topics in Retina</div></div><div><div>25C2</div><div>Ask the Experts: Retina Edition</div></div><div><div>33C2</div><div>Case Files – Retina</div></div></div> <div><div>DRY EYE / OCULAR SURFACE DISEASE</div><div><div>21C2</div><div>MGD and Demodex Management: The Missing Link</div></div><div><div>23C3</div><div>Ask the Experts: OSD Edition</div></div><div><div>35C1</div><div>Case Files - OSD</div></div></div>	<div><div>MYOPIA</div><div><div>11C3</div><div>It's Time to Stop Being So Myopic: Or Better Yet Your Patients</div></div></div> <div><div>SYSTEMIC DISEASE - DIABETES</div><div><div>33C3</div><div>Diagnosis Diabetes: The Optometric Management Guide</div></div></div> <div><div>POSTERIOR SEGMENT AND MACULAR DEGENERATION</div><div><div>21C1</div><div>Advances in the Diagnosis and Management of Geographic Atrophy</div></div><div><div>35C5</div><div>AMD: A Relative Manageable Disease</div></div></div>
---	---	---	--	---	--

## Clinical Content

Custom designed for Vision Expo by the Education Planning Committee, our 2025 program is organized by key content areas including glaucoma, posterior segment/retina, anterior segment/dry eye, surgical/co-management, and systemic disease and diabetes. Here you will discover courses specifically developed to immerse you in the most cutting-edge developments for better patient care. Learn from the most knowledgeable experts in the field of optometry as they unveil leading-edge technology and the latest trends in the diagnosis and treatment of common eye diseases. 18 clinical tracks with over 130 hours of content will keep you at the forefront of the industry.

This activity is supported by unrestricted educational grants.





# Education Highlights

## Summits

Introducing the all-new 2025 Summits—a series of No-Fee CE accredited programs designed to give a brief synopsis of the hottest issues on a broad spectrum of essential topics in eye care in a one-hour format. These sessions offer a unique opportunity for optometrists to learn about several key topics from leading experts and explore the latest technology advancements and clinical best practices. Join us in an interactive learning environment, where you can engage with peers, hear real-world cases, and gain practical skills to enhance patient care.

Please refer to the CE Program grid schedule on Thursday and Friday, specifically in the 12:00-2:30pm time slot for course details – **Course 20C7 & Course 30C6**.

OPTOMETRISTS ONLY. CE CREDITS AVAILABLE.  
FREE – ADVANCE REGISTRATION REQUIRED. FIRST COME, FIRST SERVE.

## Vision Series

This all-new-for-2025 format invites you to grab a bite to eat or drink and continue learning over breakfast or lunch. Take a break from the exhibit hall or formal classroom learning as industry leaders address the latest clinical innovations in a relaxed and collaborative learning environment. Then put theory into practice by heading back into the exhibit hall to connect and build on your classroom learning.

OPTOMETRISTS ONLY. NOT FOR CREDIT.  
FREE – ADVANCE REGISTRATION REQUIRED. FIRST COME, FIRST SERVE.

Please check our website [west.visionexpo.com](http://west.visionexpo.com) for the list of Vision Series sessions.

## Business Solutions

- 21B34 Billing and Coding Changes You Can Make Tomorrow To Improve Your KPIs
- 21B44 Creating an Efficient Workflow: Practical Steps to Optimize Your Practice Operations
- 23B34 Top 5 Practice Problems & How To Avoid Them
- 23B44 Integrating AI, Virtual Scribes, and Digital Teams Into Your Optometry Practice
- 24B34 Navigating Practice Reviews: The Good, The Bad, and The Ugly
- 24B44 Next-Level Practice: Building a Brand, a Team, and a Loyal Patient Base
- 25B49 KPIs For A Comprehensive Practice
- 26B34 Innovative Ways To Generate Revenue
- 26B44 Build A Multi Million Dollar Practice
- 27B34 Marketing Your Dry Eye Practice
- 27B44 Minimizing Legal Risk in Eye Care
- 31B24 Inflationary Tactics - How Your Practice Can Thrive Even When Under Stagnant Reimbursements
- 31B34 The ECP Ecosystem
- 33B24 Building A Dry Eye Practice From The Ground Up: Essential Steps For Success
- 33B34 Unlocking Your Inner Superpowers to Build a Thriving Eyecare Practice
- 34B34 Inspiring Your Team To Greatness
- 35B24 Taylor Swift Effect – Women in Leadership
- 35B34 Telehealth & Virtual Care: Expanding Your Practice's Reach
- 36B34 Urgency Culture in a 24/7 World
- 37B24 Billing & Coding For Dry Eye
- 37B34 Excellence by Design: Building a Winning Culture the Ritz-Carlton Way
- 41B24 The Practice Owner's Guide To Lean Inventory Management
- 43B24 Creating Long Term Private Practice Success Through Real Estate
- 44B24 Promoting the Happiness Advantage in Your Office
- 45B24 The Eye-economics of Myopia Management/ Control – A Micro and Macro Deep Dive

FREE EDUCATION

## Contact Lens Innovation Symposium

Kick off this year's education with a free, high-impact mini symposium featuring global contact lens experts. This informative and well-attended program will explore the current state of the profession, emerging lens designs and materials, and innovative supporting products. Gain insights into the future of the contact lens industry, including strategies to overcome industry disruptors, and discover how AI and modern technology are shaping clinical practice.

CONTACT LENS INNOVATION SYMPOSIUM IS DIRECTED BY SHALU PAL, OD

### WEDNESDAY, SEPTEMBER 17

8:00 AM - 9:00 AM	9:05 AM - 9:55 AM	10:10 AM - 11:10 AM	11:15AM - 12:05PM	12:20 PM - 1:20 PM
10L1 Keynote - CLs Beyond Vision Correction	10L2 PROMOTIONAL BREAKFAST SYMPOSIUM – PRESENTED BY KEDRION  When Chronic Conjunctivitis Isn't Just That: Spotting Plasminogen Deficiency  Speaker: Melissa Barnett, OD  NOT FOR CREDIT FIRST COME, FIRST SERVE.	10L3 Dealing with Disruptors  Moderator: Avani Dave, OD Panelists: Melissa Barnett, OD; Pavan Avinashi, OD	10L4 PROMOTIONAL LUNCH SYMPOSIUM – PRESENTED BY ALCON  TRYPTYR: a first-in-class neuromodulator eye drop to treat the signs and symptoms of dry eye disease  Speakers: Marc Bloomenstein, OD; Doug Devries, OD  NOT FOR CREDIT FIRST COME, FIRST SERVE.	10L5 CL Tech and AI Uses CL Tech and AI Uses CL Tech and AI Uses  Moderator: Melissa Barnett, OD Panelists: Pavan Avinashi, OD; Avani Dave, OD
3 HOURS FREE CE   ADVANCED REGISTRATION REQUIRED ACCREDITATION PENDING - COPE, NCLE, FL BOARDS OF OPTOMETRY + OPTICIANRY, NY STATE OPTICIAN - CONTACT LENS - INTERMEDIATE				

## New Technology Showcase

Vision Expo is committed to the advancement of scientific knowledge for the practical purposes of diagnosing and treating ophthalmic maladies. With one of the largest exhibition halls dedicated to managing vision, attendees are introduced to all that ophthalmic industry has to offer. Furthermore, didactic education enables all that attend an opportunity to realize practical applications, of these advanced options, for their practice. The New Technology Showcase will unite the exhibit hall and the didactic to create a space where learning becomes hands-on. Furthermore, with the new West Coast Case Challenge, our experts will present cases where this technology has assisted in the management of common and not so common patient diagnoses.

NEW TECHNOLOGY SHOWCASE IS DIRECTED BY MARC BLOOMENSTEIN, OD

### WEDNESDAY, SEPTEMBER 17

1:30 PM - 3:30 PM	3:45 PM - 5:45 PM
10C1 - Speed Dating With New Technology: Get To Know Your Equipment Before You Take it Home  Speakers: Marc Bloomenstein, OD; Steve Ferrucci, OD; Mohammad Rafieetary, OD  LIMITED ATTENDANCE	10C2 - West Coast Case Challenge  Moderator: Marc Bloomenstein, OD  Panelists: Lindsey Bull, OD; Pam Theriot, OD; Mark Dunbar, OD; Jessica Steen, OD; Steve Ferrucci, OD; Mohammad Rafieetary, OD
4 HOURS FREE CE   ADVANCED REGISTRATION REQUIRED   ACCREDITATION PENDING - COPE, FL BOARD OF OPTOMETRY	

## Refractive Program

Collaborative care is a hallmark of any medical profession and is a stalwart within optometry and ophthalmology. Whereas most clinicians can generally manage any ophthalmic condition in their practice there are times when surgical intervention is necessary and thus cooperative care is needed. The collaboration between optometry and ophthalmology is based on communication, clinical acumen, and mutual respect. It is with this in mind that we have partnered with two leading ophthalmologists to provide continued education focused on current trends within refractive and cataract care.

REFRACTIVE PROGRAM IS DIRECTED BY MARC BLOOMENSTEIN, OD

### SATURDAY, SEPTEMBER 20

9:45 AM - 11:45 AM	1:00 PM - 3:00 PM
43C2 - A Comprehensive Guide to Cataract and Refractive Surgery  Speakers: Neda Shamie, MD; Arjun Hura, MD; Jerry Robben, OD; Kristin Barnes, OD	45C2 - The Cooperative Approach to Managing Cataract and Refractive Surgery  Speakers: Neda Shamie, MD; Arjun Hura, MD; Jerry Robben, OD; Kristin Barnes, OD
4 HOURS FREE CE   ADVANCED REGISTRATION REQUIRED   ACCREDITATION PENDING - COPE, FL BOARD OF OPTOMETRY	

WEDNESDAY | SEPTEMBER 17

Free! Contact Lens Innovation Symposium

8:00AM -9:00AM	10L1 - FREE			
	Keynote – CLs Beyond Vision Correction Barnett ROOM: 502 COPE, FL-OPTOMETRY, NCLE-LEVEL 3, FL-OPTICIANRY, NY STATE OPTICIAN-CONTACT LENS-INTERMEDIATE			
9:05AM -9:55AM	10L2- FREE			
	Promotional Breakfast Symposium – Presented by Kedrion - When Chronic Conjunctivitis Isn't Just That: Spotting Plasminogen Deficiency Aboumourad ROOM: 502 NOT FOR CREDIT FIRST COME, FIRST SERVE			
10:10AM -11:10AM	10L3 - FREE			
	Dealing with Disruptors Moderator: Dave Panelists: Barnett, Avinashi ROOM: 502 COPE, FL-OPTOMETRY, NCLE-LEVEL 2, FL-OPTICIANRY, NY STATE OPTICIAN-CONTACT LENS-INTERMEDIATE			
11:15AM -12:05PM	10L4 - FREE			
	Promotional Lunch Symposium – Presented by Alcon - TRYPTYR: a first-in-class neuromodulator eye drop to treat the signs and symptoms of dry eye disease Bloomenstein, Devries ROOM: 502 NOT FOR CREDIT FIRST COME, FIRST SERVE			
12:20PM -1:20PM	10L5 - FREE			
	CL Tech and AI Uses Moderator: Barnett Panelists: Avinashi, Dave ROOM: 502 COPE, FL-OPTOMETRY, NCLE-LEVEL 3, FL-OPTICIANRY, NY STATE OPTICIAN-CONTACT LENS-INTERMEDIATE			

CLINICAL				
1:30PM -3:30PM	11C1 Glaucoma Gauntlet – Managing Cases from Diagnosis to Treatment Ibach ROOM: 706  COPE, FL-Optometry, Transcript Quality, Therapeutic - TPA	11C2 Orals Pharmaceutical Update Caldwell ROOM: 805  COPE, FL-Optometry, Orals, Transcript Quality, Therapeutic - TPA	11C3 It's Time to Stop Being So Myopic: Or Better Yet Your Patients Rhue, Kading ROOM: 701  COPE, FL-Optometry	10C1 - FREE NEW TECHNOLOGY SHOWCASE: Speed Dating With New Technology: Get To Know Your Equipment Before You Take It Home Bloomenstein, Ferrucci, Rafieetary ROOM: 304 Limited Attendance  COPE, FL-Optometry
3:45PM -4:45PM	12C1 The MIGS Minute in 2025 Ibach ROOM: 706  COPE, FL-Optometry, Therapeutic - TPA	12C2 Houston, We Have A Problem: Straight Forward Solution To Low Vision Problems Porter ROOM: 701  COPE, FL-Optometry	12C3 Eyes on Efficiency: Using AI to Improve Patient Outcomes and Practice Efficiencies Rhue, Kading ROOM: 805 This course is 2 hours from 3:45pm-5:45pm	10C2 - FREE NEW TECHNOLOGY SHOWCASE: West Coast Case Challenge Moderator: Bloomenstein Panelists: Bull, Theriot, Ferrucci, Rafieetary, Dunbar, Steen ROOM: 502 This course is 2 hours from 3:45pm-5:45pm
5:00PM -6:00PM	13C1 Visual Fields – A Virtual Reality Ibach ROOM: 706  COPE, FL-Optometry	13C2 Tools of the Trade: What's in Your Low Vision Armamentarium? Porter ROOM: 701  COPE, FL-Optometry		COPE, FL-Optometry

Track key

CLINICAL	SUMMITS	VISION SERIES	OPTICON	CONTACT LENS INNOVATION SYMPOSIUM
CONTACT LENS	MARKETING4ECPS	WORKSHOPS	NEW TECHNOLOGY SHOWCASE	REFRACTIVE PROGRAM

PROGRAM SUBJECT TO CHANGE AS OF 09-17-25.

VISION EXPO MARKETING & SOCIAL MEDIA BOOTCAMP

In partnership with Marketing4ECPs

8:30AM -9:30AM	10B1		
	The ABCs of Marketing: Simple Strategies with Serious Impact Virzi	ROOM: 309	ABO- Gen Knowledge, COPE
9:45AM -10:45AM	10B2		
	How to Build a Personal Brand That Shines Kemp	ROOM: 309	ABO- Gen Knowledge, COPE
11:00AM -12:00PM	10B3		
	Metrics That Matter: Stop Guessing, Start Measuring Kemp	ROOM: 309	ABO- Gen Knowledge, COPE
1:00PM -2:00PM	10B4		
	From Click to Clinic: Mapping the Modern Patient Journey Horb	ROOM: 309	ABO- Gen Knowledge, COPE
2:15PM -3:15PM	10B5		
	Lights, Camera, Conversion: Mastering Video Marketing in Eye Care Swiatylo	ROOM: 309	ABO- Gen Knowledge, COPE
3:30PM -4:30PM	10B6		
	Future Focused: AI and Marketing Trends in Eye Care Dharsee	ROOM: 309	ABO- Gen Knowledge, COPE

OPTICAL TECHNOLOGY			BUSINESS SOLUTIONS
11O1 Refract This! Walker ROOM: 801 📍  ABO-Level 2, AOA, FL Opticianry-Tech, NYS-D-I	11O2 What if They're Not Crazy? aka Learn to Love the Engineer Saccarelli ROOM: 702 📍 This course is 1 hour from 1:30pm - 2:30pm  ABO-Level 3, FL Opticianry-Tech, NYS-D-A		11B1 The Psychology of Eyecare Product Sales; It's So Easy! Gerber ROOM: 803 📍  ABO-Gen Knowledge
12O1 Ooh, la, la! What Americans Can Learn from French Opticianry Collins ROOM: 801 📍  ABO – Level 2	12O2 The Main Tools of Low Vision - How and When to Use Them Saccarelli ROOM: 702 📍  ABO – Level 2	12O3 Making Life Easier by Reducing Redos Hanlin ROOM: 803 📍  ABO – Level 2	
13O1 Choose Your Words Wisely: Translating Optical Jargon for your Patients Walters ROOM: 801 📍  ABO – Level 2	13O2 How Glasses Can Mess Up a Perfectly Good Refraction Saccarelli ROOM: 803 📍  ABO – Level 2	13O3 Lion, Tigers and Bears, Oh My! Collins ROOM: 702 📍  ABO – Level 2	

Accreditation Legend:

ABO – General Knowledge/Ophthalmic Level 1/Ophthalmic Level 2/Ophthalmic Level 3; AOA – AOA Paraoptometric Commission; COPE – COPE/COPE – TQ; Florida State Board of Opticianry - FL Opticianry/FL Opticianry – Technical/FL Opticianry - Contact Lens; Florida State Board of Optometry – FL Optometry/FL Optometry – TQ; NCLE – General Knowledge/Ophthalmic Level 1/Ophthalmic Level 2/Ophthalmic Level 3; New York State Optician - Dispensing/Contact Lens - Basic/Intermediate/Advanced; Orals, TPA (Therapeutic)



vision expo

Provide your staff with the highest quality and most affordable opportunity to learn with a comprehensive package that includes unlimited hours of Education.  
LOOK FOR THE OPTICON LOGO  IN THE DAILY COURSE GRID SCHEDULE SIGNIFYING SESSIONS BEING DEVELOPED BY OPTICON.

CLINICAL							CONTACT LENS
7:15AM -8:15AM	21C1 Advances in the Diagnosis and Management of Geographic Atrophy Dunbar, Ip ROOM: 706  COPE, FL-Optometry, Therapeutic - TPA	21C2 MGD and Demodex Management: The Missing Link Bloomenstein, Schaeffer ROOM: 801  COPE, FL-Optometry, Therapeutic - TPA					
	20C1 Vision Series Promotional Breakfast Symposium – Presented by Bausch+Lomb – Managing Patients with Both Glaucoma & Dry Eye Disease Marrelli, Bloomenstein ROOM: 504  OPTOMETRISTS ONLY FREE, NOT FOR CREDIT FIRST COME, FIRST SERVE	20C2 Vision Series Promotional Breakfast Symposium – Presented by Lumenis – Tone Tired Eyes: Blinking, Eye Bags & OptiLIFT Periman ROOM: 606  OPTOMETRISTS ONLY FREE, NOT FOR CREDIT FIRST COME, FIRST SERVE					
8:30AM -9:30AM	23C1 OCT and OCTA Real World Case Studies Caldwell, Majcher ROOM: 1001 This course is 2 hours from 9:45am – 11:45am	23C2 Top 15 Diagnoses You Should Never Miss Morgenstern ROOM: 606 This course is 2 hours from 9:45am – 11:45am	23C3 Ask the Experts: OSD Edition Karpecki, Bloomenstein, Periman This course is 2 hours from 9:45am – 11:45am	23C4 Roadmap to Medical Management of Glaucoma Gaddie, Schmidt This course is 2 hours from 9:45am – 11:45am	23C5 Makeup and Ocular Surface Theriot, McGee This course is 2 hours from 9:45am – 11:45am	23C6 Hot Topics in Retina Ferrucci, Dunbar This course is 2 hours from 9:45am – 11:45am	23L1 Managing Neurotrophic Keratitis Treatment with Contact Lenses Dave ROOM: 701  COPE, FL-OPTOMETRY
9:45AM -10:45AM							
11:00AM -12:00PM							24L1 Improving CL Wear with Ocular Aesthetics Pal, Avinashi ROOM: 701  COPE, FL-OPTOMETRY
12:00PM -2:30PM	20C3 Vision Series Promotional Lunch Symposium – Presented by Tarsus – XDEMUV® (Iotilaner ophthalmic solution) 0.25%: Appropriate Patient Types and Clinical Insights Davison ROOM: 504 This session is 1 hour from 12:00pm – 1:00pm  OPTOMETRISTS ONLY FREE, NOT FOR CREDIT FIRST COME, FIRST SERVE	20C4 Vision Series Promotional Lunch Symposium – Presented by Bausch+Lomb – A Family of Eyecare Products with Innovations for Every Stage of Life Gaddie, Bruijic, McGee ROOM: 606 This session is 1 hour from 12:00pm – 1:00pm  OPTOMETRISTS ONLY FREE, NOT FOR CREDIT FIRST COME, FIRST SERVE		20C7 Summit - Elevating Optometric Management of Glaucoma and Geographic Atrophy: Paradigms in Early Diagnosis and Intervention Schweitzer, Yackey, Steen ROOM: 502 This course is 1 hour from 1:30pm – 2:30pm  OPTOMETRISTS ONLY FREE COPE, FL-OPTOMETRY FIRST COME, FIRST SERVE	20C8 IPL Workshop Periman, Devries ROOM: 601 Limited Attendance \$200 This workshop is 2 hours from 12:30pm-2:30pm	20C9 OCT Workshop Pal, Majcher Exhibit Hall: Workshop 2 Limited Attendance \$200 This workshop is 2 hours from 12:30pm – 2:30pm	
							25L1 Marketing Your Contact Lens Practice Compton, Avinashi ROOM: 701 This course is 1 hour from 2:30pm – 3:30pm  COPE, FL-OPTOMETRY
2:45PM -4:45PM	25C1 It's All in Your Head – Diagnosing Neurological Eye Conditions Koetting ROOM: 1001	25C2 Ask the Experts: Retina Edition Ferrucci, Dunbar, Yackey ROOM: 1006	25C3 Case Files In Glaucoma Schweitzer, Steen ROOM: 905	25C4 Ocular Urgencies or Emergencies Bull, Quint ROOM: 1003	25C5 Beauty in Focus: Elevating Eyecare Through Ocular Aesthetics McGee, Davison, Periman, Pal ROOM: 801		
5:00PM -6:00PM	27C1 Caring For Your Patient With Cancer Koetting ROOM: 805	27C2 Ophthalmic Clinical Consideration of GLP-1s Morgenstern ROOM: 901	27C3 Differentiating Keratitis Theriot ROOM: 706				

OPTICAL TECHNOLOGY							BUSINESS SOLUTIONS	
							21B3 4 Billing and Coding Changes You Can Make Tomorrow To Improve Your KPIs Wolfe ROOM: 803  COPE, FL-Optometry	21B4 Creating an Efficient Workflow: Practical Steps to Optimize Your Practice Operations Kading, Bruijic ROOM: 805  COPE, FL-Optometry
22O1 Seeing Through the Eyes of the Patient Saccarelli ROOM: 905 📱  ABO-Level 1, FL Opticianry, NYS-D-I	22O2 Mastering Frame Adjustments Marshall ROOM: 801 📱  ABO-Level 2, FL Opticianry-Tech, NYS-D-I	22O3 Introduction to Neuro-Opticianry Collins ROOM: 805 📱  ABO – Level 2	22O4 An Introductory Lecture to the Manual Lensometer Basti ROOM: 702 📱  ABO-Level 1, FL Opticianry-Tech, NYS-D-I	22O5 Common Sense Compensation 101 Walters ROOM: 803 📱  ABO-Level 3	22B1 Selling Efficiently and Effectively in a Busy Practice Koenigsberg ROOM: 903 📱  ABO-Gen Knowledge, FL Opticianry			
23O1 Understanding Diabetic Retinopathy for Opticians Marshall ROOM: 903 📱  ABO-Level 2, FL Opticianry-Tech, NYS-D-I	23O2 The Latest in Lens Technology for Digital Device Addicts Koenigsberg ROOM: 801 📱  ABO-Level 1, FL Opticianry-Tech, NYS-D-I	23O3 Tackling the Safety and Eye Care Needs of Athletes: An Introduction To Sports Vision Opticianry Collins ROOM: 703 📱  ABO – Level 2, NCLE – Level 2	23O4 Basic Lensometry Workshop Bourque Exhibit Hall: Workshop 1 This course is 2 hours from 9:45am – 11:45am 📱  ABO – Level 1, FL Opticianry, NYS-D-B	23O5 Common Sense Compensation 201 Walters ROOM: 702 📱  ABO-Level 3	23B1 Unraveling the Mysteries of Insurance Arnett ROOM: 905  ABO-Gen Knowledge		23B3 Top 5 Practice Problems & How To Avoid Them Quint ROOM: 1003  COPE, FL-Optometry	23B4 Integrating AI, Virtual Scribes, and Digital Teams Into Your Optometry Practice Kading ROOM: 704  COPE, FL-Optometry
24O1 The Bevel's Advocate Walters ROOM: 905 📱  ABO-Level 2	24O2 Mastering Overrefractions for Contact Lenses Marshall ROOM: 704 📱  AOA, NCLE-Level 2, FL Opticianry-CL, NYS-CL-I	24O3 I have a THING and I Need to See the Doctor NOW - or do you? Arnett ROOM: 1003 📱  ABO – Level 3		24O4 ANSI ASC Z80.1-2025, What's New + Contact Lenses Vitale ROOM: 801 📱  ABO – Level 2	24B1 On the Road Again: The Opticians Role in Remote Eyecare Clark ROOM: 702 📱  ABO-Gen Knowledge		24B3 Navigating Practice Reviews: The Good, The Bad, and The Ugly Bruijic, Kading ROOM: 703  COPE, FL-Optometry	24B4 Next-Level Practice: Building a Brand, a Team, and a Loyal Patient Base Quint ROOM: 903  COPE, FL-Optometry
25O1 Opticon General Session – Dream Big: The Future of Opticianry in the 21st Century, presented by UOA Friedfeld Exhibit Hall: Main Stage 📱 This course is 1 hour from 12:30pm – 1:30pm  ABO-Gen Knowledge,								25B4 9 KPIs For A Comprehensive Practice Wolfe ROOM: 903 This course is 1 hour from 2:30pm – 3:30pm  COPE, FL-Optometry
25O1 Ocular Ramifications of Diabetes Hanlin ROOM: 704 📱 This course is 1 hour from 2:45pm – 3:45pm ABO – Level 2, NCLE – Level 2, FL Opticianry-CL, NYS-CL-I	25O2 Lumps, Bumps and Ooze Arnett ROOM: 803 📱 This course is 1 hour from 2:45pm – 3:45pm ABO-Level 1, AOA, FL Opticianry-CL, NYS-CL-I	25O3 The Case of the Second Pair Sale Koenigsberg ROOM: 901 📱  ABO-Level 1, FL Opticianry, NYS-D-B	25O4 Advanced Lensometry Workshop Aceto Exhibit Hall: Workshop 1 📱  ABO-Level 2, NYS-D-A		25B1 The Spin on Turn Rate Clark ROOM: 702 📱  ABO-Gen Knowledge	25B2 Dramatically Grow Sales Through Digital Marketing! Gerber ROOM: 703 📱  ABO-Gen Knowledge		
							26B3 Innovative Ways To Generate Revenue Bruijic, Theriot ROOM: 801 This course is 1 hour from 3:45pm – 4:45pm  COPE, FL-Optometry	26B4 CANCELLED - Build A Multi Million Dollar Practice Kading ROOM: 703 This course is 1 hour from 3:45pm – 4:45pm  COPE, FL-Optometry
27O1 Navigating Lens Centration Charts & Compensation Rosemann ROOM: 803 📱  ABO – Level 2	27O2 Sunwear Sales the Biggest Missed Opportunity (Rxable and non-Rxable) Koenigsberg ROOM: 704 📱  ABO-Gen Knowledge, FL Opticianry, NYS-D-B	27O3 The ABCs of Troubleshooting Marshall ROOM: 903 📱  ABO-Level 1, FL Opticianry, NYS-D-B			27B1 What's In Your Wallet - Managing Without a Managed Care Mind Michaelson ROOM: 702 📱  ABO – LEVEL 2	27B2 The New Rules of Optical Merchandising: Double Your Sales! Gerber ROOM: 905 📱  ABO-Gen Knowledge, FL Opticianry	27B3 Marketing Your Dry Eye Practice Brimer, Davison ROOM: 801  COPE, FL-Optometry	27B4 Minimizing Legal Risk in Eye Care Quint ROOM: 703  COPE, FL-Optometry

Track key

- CLINICAL
- SUMMITTS
- VISION SERIES
- OPTICON
- CONTACT LENS INNOVATION SYMPOSIUM

CONTACT LENSMARKETING4ECPSWORKSHOPSNEW TECHNOLOGY SHOWCASEREFRACTIVE PROGRAM

Accreditation is pending

The “pending CE approval” courses are being submitted to the accrediting agencies for consideration of approval – if the accreditation designation is NOT listed, the course is NOT being submitted to that agency.



CLINICAL							CONTACT LENS
7:15AM -8:15AM	31C1 Objective and Subjective: The Fast and Furious of Visual Field Innovation  Schweitzer ROOM: 803  COPE, FL-Optometry	31C2 The Insensitivity of NK: Diagnosis and Management  Devries ROOM: 805  COPE, FL-Optometry, Therapeutic - TPA	31C3 Drugs of the Future  Hom ROOM: 706  COPE, FL-Optometry, Therapeutic - TPA				
	30C1 Vision Series Promotional Breakfast Symposium – Presented by Topcon – AI and Connected Care - Be Part of the Movement Elevating How ECPs Deliver Care  Coelho, Gelb, Hansra, Singh ROOM: 504  OPTOMETRISTS ONLY FREE, NOT FOR CREDIT. FIRST COME, FIRST SERVE	30C2 Vision Series Promotional Breakfast Symposium – Presented by LENZ – Make it VIZZable, A review of recently approved presbyopia eye drop, VIZZ  Bloomenstein ROOM: 606  OPTOMETRISTS ONLY FREE, NOT FOR CREDIT. FIRST COME, FIRST SERVE					
8:30AM -9:30AM	33C1 Cry Me a River Gaddie, Schweitzer ROOM: 803  This course is 2 hours from 9:45am – 11:45am   						

OPTICAL TECHNOLOGY						BUSINESS SOLUTIONS	
						31B2	31B3
						Inflationary Tactics - How Your Practice Can Thrive Even When Under Stagnant Reimbursements Wolfe ROOM: 801	The ECP Ecosystem Alexander ROOM: 701
						COPE, FL-Optometry	COPE, FL-Optometry
32O1	32O2	32O3	32O4	32O5	32O6		
Seeing Beyond 20/20, Transforming Lives with Contact Lenses Yee ROOM: 801 📍	Prism is Not a Four Letter Word Walker ROOM: 901 📍	Enhancing the Optician's Arsenal - Exploring Digital Fitting Measurements Gatti ROOM: 703 📍	Fundamentals of Accommodation and Convergence Hanlin ROOM: 803 📍	Singing the Sharple Blues - Beyond the Blue Dot and Ruler Michaelson ROOM: 702 📍	Index Matching for Optical Excellence Bruce ROOM: 701		
AOA, NCLE-Level 3, FL Opticianry-CL, NYS-CL-B	ABO-Level 2, FL Opticianry-Tech, NYS-D-I	ABO – Level 1	ABO-Level 1, NYS-D-I	ABO – Level 2	ABO – Level 2		
33O1	33O2	33O3	33O4	33O5	33O6	33B2	33B3
Young and Bothered- Ocular Surface Dryness for a New Generation Homick, Doll ROOM: 704 📍	Dealing with Difficult Patients and Troubleshooting Koenigsberg ROOM: 1001 📍	Myopia Management, Language for Success Yee ROOM: 801 📍   					

About Accreditation

The accreditation designations serve as a guide to assist you with course selections. Please refer to [VEW25.COM/POLICIES](#) for current CE approvals. You can change a course selection after you register by calling Client Services at 1.800.811.7151.

Vision Expo is not responsible for courses that do not receive accreditation. Do not assume that the courses you register for will be approved. You will not receive credit if you are late to a course. Course approval information will also be available onsite in the Education Office.

REGISTER TODAY | #VISIONEXPO | [VEW2025.COM/BROCHURE](#)

Track key

CLINICAL

SUMMITS

VISION SERIES

OPTICON

CONTACT LENS INNOVATION SYMPOSIUM

CONTACT LENS

MARKETING4ECPs

WORKSHOPS

NEW TECHNOLOGY SHOWCASE

REFRACTIVE PROGRAM



CLINICAL			CONTACT LENS
7:15AM -8:15AM	41C1	41C2	41L1
	<div>The Ophthalmic Sequela of Sleep Disorders</div> <div>Gurwood, Myers</div> <div>ROOM: 801</div> <div>COPE, FL Optometry</div>	<div>The OTC Allergy Equation: Timing, Treatment, and Tailored Care</div> <div>Hom</div> <div>ROOM: 702</div> <div>COPE, FL Optometry, Therapeutic – TPA</div>	<div>Practical Management of the Most Common Corneal Conditions</div> <div>Gelles</div> <div>ROOM: 706</div> <div>COPE, FL-OPTOMETRY</div>
8:30AM -9:30AM	40C1		
	<div>Vision Series Promotional Breakfast Symposium – Presented by Harrow – Addressing Inflammation and Tolerability in Dry Eye Disease Management</div> <div>Hom</div> <div>ROOM: 606</div> <div>OPTOMETRISTS ONLY FREE, NOT FOR CREDIT FIRST COME, FIRST SERVE</div>		
9:45AM -10:45AM	43C1	43C2 – FREE	43L1
	<div>Ocular Emergencies and Urgencies</div> <div>Gurwood, Myers</div> <div>ROOM: 706</div> <div>This course is 2 hours from 9:45am-11:45am</div> <div>COPE, FL-Optometry, Transcript Quality, Therapeutic – TPA</div>	<div>REFRACTIVE PROGRAM: A Comprehensive Guide to Cataract and Refractive Surgery</div> <div>Shamie, Hura, Robben, Barnes</div> <div>ROOM: 502</div> <div>This course is 2 hours from 9:45am-11:45am</div> <div>COPE, FL-OPTOMETRY</div>	<div>Advanced Optics - When Patients are 20/20 and Still Unhappy</div> <div>Gelles, Pal</div> <div>ROOM: 901</div> <div>COPE, FL-OPTOMETRY</div>
11:00AM- 12:00PM			44L1
			<div>Back to Basics with the “OG” Corneal GP</div> <div>Morrison, Gelles</div> <div>ROOM: 901</div> <div>COPE, FL-OPTOMETRY</div>
12:00PM -1:00PM	40C2		45L1
	<div>Vision Series Promotional Lunch Symposium – Presented by LENZ – Make it VIZZable, A review of recently approved presbyopia eye drop, VIZZ</div> <div>Hom</div> <div>ROOM: 606</div> <div>OPTOMETRISTS ONLY FREE, NOT FOR CREDIT FIRST COME, FIRST SERVE</div>		<div>Dry Eyes &amp; Myopia Management - When Kids Win and Lose</div> <div>Morrison, Pal</div> <div>ROOM: 901</div> <div>This course is 1 hour from 12:45pm - 1:45pm</div> <div>COPE, FL-OPTOMETRY</div>
1:00 PM -3:00 PM	45C1	45C2 – FREE	46L1
	<div>The Management of Ocular Pain, Considerations When Prescribing Opiates</div> <div>Gurwood, Myers</div> <div>ROOM: 706</div> <div>COPE, FL-Optometry, Orals, Transcript Quality, Therapeutic – TPA</div>	<div>REFRACTIVE PROGRAM: The Cooperative Approach to Managing Cataract and Refractive Surgery</div> <div>Shamie, Hura, Robben, Barnes</div> <div>ROOM: 502</div> <div>COPE, FL-OPTOMETRY</div>	<div>Contemporary &amp; Modern OrthoK Fitting</div> <div>Morrison</div> <div>ROOM: 901</div> <div>This course is 1 hour from 2:00pm - 3:00pm</div> <div>COPE, FL-OPTOMETRY</div>

OPTICAL TECHNOLOGY				BUSINESS SOLUTIONS	
					41B2
					The Practice Owner's Guide To Lean Inventory Management Neufeld ROOM: 701  COPE, FL Optometry
42O1	42O2		42O4	42B1	
Unveiling the Secrets of Near Task Specific Lenses Hoff ROOM: 901 📍  ABO- LEVEL 2	What Your Contact Lens Lab Wish You Knew Edwards ROOM: 701 📍  NCLE-Level 2, FL Opticianry-CL, NYS-CL-I		Basic Frame Repair Workshop Goh Exhibit Hall: Workshop 1 📍  This course is 2 hours from 8:30am - 10:30am	Financial Management for the Eyecare Team Walker ROOM: 801 📍  ABO – Gen Knowledge, NCLE – Gen Knowledge	
43O1	43O2		43O3		43B2
Powerboost Lenses - Understanding the Benefits and Limitations Hoff ROOM: 801 📍  ABO-Level 2	Scleral Lens Basics Edwards ROOM: 803 📍  NCLE-Level 1, FL Opticianry-CL, NYS-CL-B	Clearing the View: Contact Lens Challenges Tavakoli ROOM: 702 📍  AOA, NCLE-Level 2, FL Opticianry-CL, NYS-CL-I	ABO-Level 1, FL Opticianry-Tech, NYS-D-B	Creating Long Term Private Practice Success Through Real Estate Neufeld ROOM: 701  COPE, FL Optometry	
44O1	44O2	44O3			44B2
The ABC's on Pediatric Vision Hoff ROOM: 803 📍  ABO – LEVEL 1	Advanced Scleral Lens Rivera, Edwards ROOM: 702 📍  NCLE-Level 3, FL Opticianry-CL, NYS-CL-A	The Multifocal Lens Masterclass: From Basics to Fitting Brilliance Tavakoli ROOM: 801 📍  NCLE-Level 2, FL Opticianry-CL, NYS-CL-I			Promoting the Happiness Advantage in Your Office Carlson ROOM: 901  COPE, FL Optometry
45O1	45O2	45O3	45O4		45B2
Lens Leaders: An Update and Overview of the CL Industry Tavakoli ROOM: 701 📍  This course is 1 hour from 1:00pm – 2:00pm  NCLE-Level 2, FL Opticianry-CL, NYS-CL-B	Myopia Management: Safety and Efficacy of Ortho-K Buckner ROOM: 702 📍  This course is 1 hour from 1:00pm – 2:00pm  AOA, NCLE-Level 2, FL Opticianry, NYS-CL-I	Solutions to Low Vision Beyond Magnifiers Walker ROOM: 803 📍  This course is 1 hour from 1:00pm – 2:00pm  ABO – LEVEL 2, AOA	What are All These Adjustment Tools? Bourque Exhibit Hall: Workshop 1 📍  ABO Level 2, FL Opticianry-Tech, NYS-D-I		The Eye-economics of Myopia Management/ Control - A Micro and Macro Deep Dive Neufeld ROOM: 803  COPE, FL Optometry
Education Registration					

Education Registration

- Course handouts will be available online prior to the Education Program. They will not be available onsite. After you register for your courses, you will be able to print your own course handouts and bring them to the Education Program. Course handouts will also be available online for one month after the program and on the Vision Expo Mobile App.
- In an effort to improve the Education registration process, badges will not be mailed. Please bring your confirmation letter with barcode onsite to Registration to have your badge and course itinerary printed when you arrive at the conference. This will ensure that you have the most up-to-date course information on your badge barcode and course itinerary, including room numbers.
- Your badge barcode will have all of your registered courses embedded in it, which is required for course entry. If you make any course changes onsite after you have already printed your badge and course itinerary, you will need to get a new course itinerary printed so that your current courses are listed, including room numbers.
- After you attend your course(s), please complete the session evaluation for each course. The session evaluations are available on the Vision Expo website and mobile app. After completion, you will be able to send yourself the CE Letter via email verifying your course attendance.
- After the Education Program, you will receive a CE letter via e-mail verifying your course attendance. Please submit this CE letter to your state board/national accreditation agency for license renewal. If you did not supply an e-mail address when you registered, please update your registration record by calling Client Services at 1.800.811.7151.

Track key

- CLINICAL
- SUMMITS
- VISION SERIES
- OPTICON
- CONTACT LENS INNOVATION SYMPOSIUM

CONTACT LENSMARKETING4ECPSWORKSHOPSNEW TECHNOLOGY SHOWCASEREFRACTIVE PROGRAM

# MARKETING & SOCIAL MEDIA BOOT CAMP

WEDNESDAY, SEPTEMBER 17<sup>TH</sup>

REGISTER NOW



KATE VIRZI

**THE ABCS OF MARKETING:**  
SIMPLE STRATEGIES  
WITH SERIOUS IMPACT

8:30AM – 9:30AM



TYLER KEMP

**HOW TO BUILD A  
PERSONAL BRAND  
THAT SHINES**    **METRICS THAT MATTER:**  
STOP GUESSING,  
START MEASURING

9:45AM – 10:45AM

11:00AM – 12:00PM



WADE HORB

**FROM CLICK TO CLINIC:**  
MAPPING THE MODERN  
PATIENT JOURNEY

1:00PM – 2:00PM



LILA SWIATYLO

**LIGHTS, CAMERA, CONVERSION:**  
MASTERING VIDEO  
MARKETING IN EYE CARE

2:15PM – 3:15PM



ALEX PAISLEY

**FUTURE FOCUSED:**  
AI AND MARKETING  
TRENDS IN EYE CARE

3:30PM – 4:30PM

## Tone Tired Eyes: Blinking, Eye Bags & OptiLIFT<sup>®</sup>

Join Lumenis for a V-Series Breakfast at Vision Expo West



Venetian Expo Center  
Rm 606



8:30 – 9:30 AM



Breakfast Included



Thursday, September 18th



Featuring:  
Dr. Laura Periman, MD



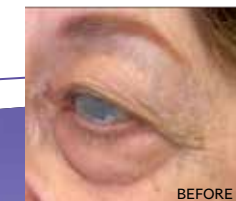
RSVP Today – Space is Limited!



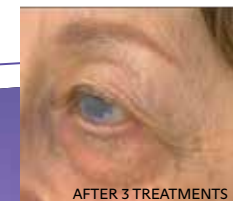
BEFORE



AFTER 3 TREATMENTS



BEFORE



AFTER 3 TREATMENTS

### THE POWER OF THE BLINK:

Explore the Hidden Link Between Function and Aesthetics

Aging brings more than wrinkles—it brings reduced blink performance, weakened eyelid function, and drooping lids. In this session, renowned dry eye expert Dr. Laura M. Periman shares how OptiLIFT enhances blink mechanics and aesthetic outcomes in one powerful protocol.



Discover how to  
improve tear breakup  
time by 286%



Learn how to treat both  
ocular surface disease and  
aesthetic concerns



Explore an elegant  
solution for patients  
with tired-looking eyes

See why top practices are rethinking the blink—and how you  
can bring this edge to your patients.



### LEADING THE CONVERSATION: Dr. Laura M. Periman, MD

A nationally recognized dry eye expert, Dr. Periman combines science, innovation, and compassion to deliver exceptional OSD care. She serves as the Director of Dry Eye Services & Research in Seattle.



**xdemvy**<sup>®</sup>  
(lotilaner ophthalmic  
solution) 0.25%

Learn more about  
**XDEM VY**



© 2024 Tarsus Pharmaceuticals, Inc. Tarsus, XDEM VY, and the associated logos are trademarks of Tarsus Pharmaceuticals, Inc.

US--2400071 2/24

Visit us at

**Booth F8057**

to see the **iCare EIDON's** Brilliant  
Imagery for yourself!



**icare**  
For better perception



# Intelligently advancing OCT.

ZEISS CIRRUS 6000



Seeing beyond

Advanced diagnostics: enhanced performance, imaging, analysis.

- Expanded reference database more than triple that of previous versions.
- High-speed image capture with HD imaging detail and a wider field of view.
- Enhanced password security, enterprise-scale security requirements and more.

[zeiss.com/cirrus6000](https://zeiss.com/cirrus6000)

Demo  
OCTA at  
ZEISS Booth  
F6077B

ZEISS-SPONSORED SYMPOSIUM AT VEW 2025

## Branching Out: Getting the Most Out of OCTA\*

Friday, September 19, 2025

12:00 PM - 1:00 PM | The Venetian Expo | Room: 606



Moderator  
Mark Dunbar  
OD, FAAO



Speaker  
Jessica Steen  
OD, FAAO, Dipl. ABO



Speaker  
Carolyn Majcher  
OD, FAAO, FORS

Join our esteemed panel of experts at Vision Expo West as they explore the benefits of OCT Angiography for ocular disease diagnosis. Gain practical tips and clinical insights to enhance your understanding and application of this advanced imaging technology in your practice.

[zeiss.com/view](https://zeiss.com/view)

\*In accordance with Open Payments ("Sunshine") provision of the Patient Protection and Affordable Care Act (and similar state laws), the value of food and beverages is subject to public disclosure, and therefore will be reported in compliance with all applicable laws. This event was organized and paid for by Carl Zeiss Meditec, Inc. State of Vermont HCPs: Partaking in the food and beverage is prohibited under Vermont's "Gift Ban". CAP-en-US\_31\_025\_09041 © Carl Zeiss Meditec, Inc., 2025 All rights reserved.

DISCOVER

# Healthcare from the Eye™

Supporting the **Healthcare from the Eye** initiative, Topcon Healthcare offers Total Eye Exam Solutions that are fast, easy, and innovative, delivering efficient technology for a better patient experience.

[LEARN MORE](#) > Vision Expo West • Topcon Healthcare Booth F11065

©2025 Topcon Healthcare, Inc | MCA 6009 | [topconhealthcare.com](https://topconhealthcare.com)

TOPCON Healthcare



# VIZZ is now approved

## Visit us at Booth #F11029



### INDICATION

VIZZ (acedidine ophthalmic solution) 1.44% is indicated for the treatment of presbyopia in adults.

The most common adverse reactions of participants were instillation site irritation, dim vision, and headache. The majority of adverse reactions were mild, transient, and self-resolving.

For additional safety information, see full Prescribing Information.

**Reference: 1.** VIZZ [prescribing information]. Solana Beach, CA; LENZ Therapeutics, Inc. 2025. US-ACE-1392-v1(v1.0) 8/25

Recognize signs of Ligneous Conjunctivitis due to Plasminogen Deficiency Type 1 (PLGD-1) <sup>1</sup>



## Visit Booth F2125

PLGD-1 is a rare systemic disease.<sup>3</sup> Ask us about a systemic treatment with **long-term safety and efficacy data.**<sup>4,5</sup>

**INDICATIONS AND USAGE**  
RYPLAZIM (plasminogen, human-tvmh) is a plasma-derived human plasminogen indicated for the treatment of patients with plasminogen deficiency type 1 (hypoplasminogenemia).

**IMPORTANT SAFETY INFORMATION**

**CONTRAINDICATIONS:**  
RYPLAZIM is contraindicated in patients with known hypersensitivity to plasminogen or other components of RYPLAZIM.

**WARNINGS AND PRECAUTIONS:**

- **Bleeding:** RYPLAZIM administration may lead to bleeding at active mucosal disease-related lesion sites or worsen active bleeding not related to disease lesions. Discontinue RYPLAZIM if serious bleeding occurs. Monitor patients during and for 4 hours after infusion when administering RYPLAZIM to patients with bleeding diatheses and patients taking anticoagulants, antiplatelet drugs, or other agents which may interfere with normal coagulation.
- **Tissue Sloughing:** Respiratory distress due to tissue sloughing may occur in patients with mucosal lesions in the tracheobronchial tree following RYPLAZIM administration. Please monitor appropriately.
- **Transmission of Infectious Agents:** RYPLAZIM is made from human plasma and therefore carries a risk of transmitting infectious agents, e.g., viruses, the variant Creutzfeldt-Jakob disease (vCJD) agent, and theoretically, the Creutzfeldt-Jakob Disease (CJD) agent.

- **Hypersensitivity Reactions:** Hypersensitivity reactions, including anaphylaxis, may occur with RYPLAZIM. If symptoms occur, discontinue RYPLAZIM and administer appropriate treatment.
- **Neutralizing Antibodies:** Neutralizing antibodies (inhibitors) may develop, although they were not observed in clinical trials. If clinical efficacy is not maintained (e.g., development of new or recurrent lesions), determine plasminogen activity through levels in plasma.
- **Laboratory Abnormalities:** Patients receiving RYPLAZIM may have elevated blood levels of D-dimer. D-dimer levels will lack interpretability in patients being screened for venous thromboembolism (VTE).

**ADVERSE REACTIONS:**  
The most frequent (incidence ≥ 10%) adverse reactions in clinical trials were abdominal pain, bloating, nausea, fatigue, extremity pain, hemorrhage, constipation, dry mouth, headache, dizziness, arthralgia, and back pain.

**To report SUSPECTED ADVERSE REACTIONS, contact KEDRION at 1-855-427-6378 or the FDA at 1-800-FDA-1088 or www.fda.gov/medwatch.**

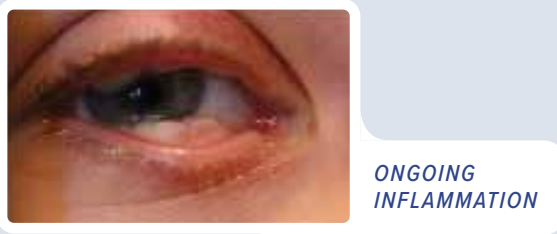
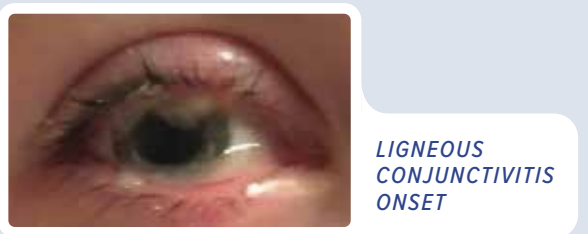
**Please see full Prescribing Information available at ryplazim.com.**

**References:** 1. Mehta R, et al. *Haemophilia*. 2008;14(6):1261-1268. 2. Shapiro AD, et al. *Blood*. 2018;131:1301-1310. 3. Schuster V, et al. *J Thromb Haemost*. 2007;5(12):2315-2322. 4. RYPLAZIM [prescribing information]. Kedrion Biopharma Inc. 2024. 5. Shapiro AD, et al. Safety & Efficacy of Long-Term Treatment of PLGD-1 Patients. ATHN Data Summit; Oct. 22-23, 2024.

©2025 Kedrion Biopharma Inc. All rights reserved. RYPLAZIM is a registered trademark of Kedrion Biopharma Inc. January 2025 RY-0214-00-2025



### Recognize signs of Ligneous Conjunctivitis due to Plasminogen Deficiency Type 1 (PLGD-1)<sup>1-3</sup>



## Visit Booth F2125

And meet the Kedrion Biopharma Rare Disease Team

PLGD-1 is a rare systemic disease.<sup>4</sup> Ask us about a systemic treatment with **long-term safety and efficacy data.**<sup>5,6</sup>

**References:** 1. Mehta R, et al. *Haemophilia*. 2008;14(6):1261-1268. 2. Data on file. Kedrion Biopharma, Inc. 3. Shapiro AD, et al. *Blood*. 2018;131:1301-1310. 4. Schuster V, et al. *J Thromb Haemost*. 2007;5(12):2315-2322. 5. RYPLAZIM [prescribing information]. Kedrion Biopharma Inc. 2024. 6. Shapiro AD, et al. Safety & Efficacy of Long-Term Treatment of PLGD-1 Patients [With IV Plasminogen Replacement Therapy]. ATHN Data Summit; Oct. 22-23, 2024.

©2025 Kedrion Biopharma Inc.  
All rights reserved. January 2025 RY-0199-00-2025

